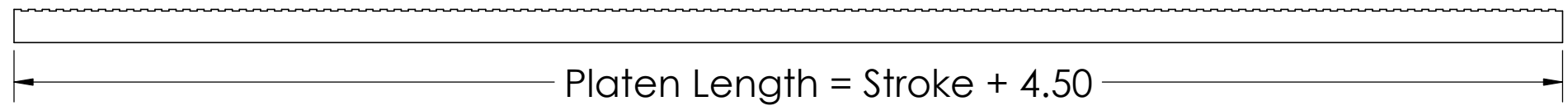
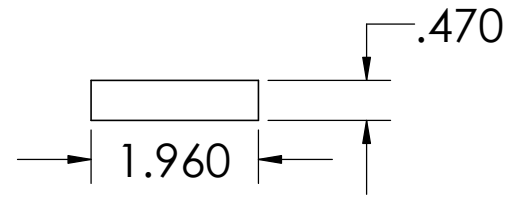


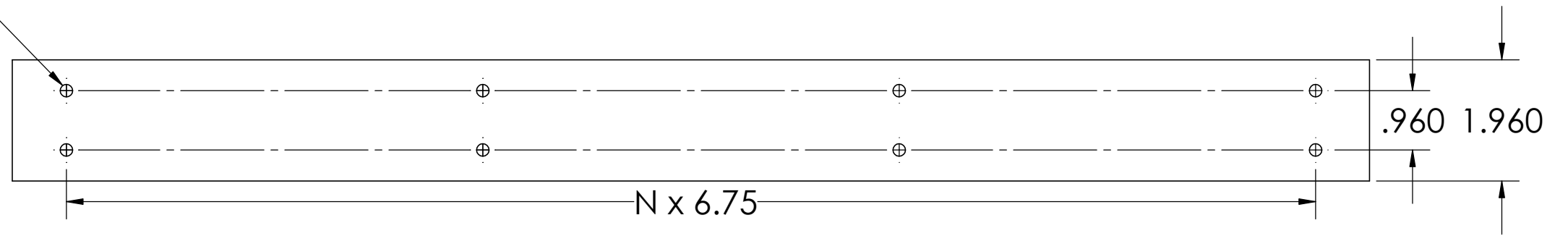


These drawings and specifications are the property of H2W Technologies, Inc. They are issued in confidence and shall not be reproduced, copied, or used without written permission from H2W Technologies, Inc.

REVISION TABLE					
REV	ECN#	DESCRIPTION	REV BY	APPROVED	DATE
---	---	Original Drawing	SDC	MPW	3-10-15



10-32 x .30 Dp



XXX = Platen Length in inches

UNLESS SPECIFIED OTHERWISE: All dimensions are in inches Standard Tolerances are as follows: .XXX ±.005 ANGLES ±1° .XX ±.010 FILLETS AND .X ±.020 CORNERS .010 Remove All Burrs and Sharp Edges		MATERIAL Steel		TITLE Single Axis Linear Stepper Motor Platen Model #:STP-20-XXX-A	
FINISH Electroless Nickel		DRAWN SDC	DATE 3-10-15	APPROVED MPW	DATE 3-10-15
DWG # 10-0606		REV ---	SHEET 1 of 1		

H2W Technologies, Inc.
26380 Ferry Court Santa Clarita, CA 91350 USA
Tel: (661) 291-1620 Fax: (661) 291-1626
www.h2wtech.com