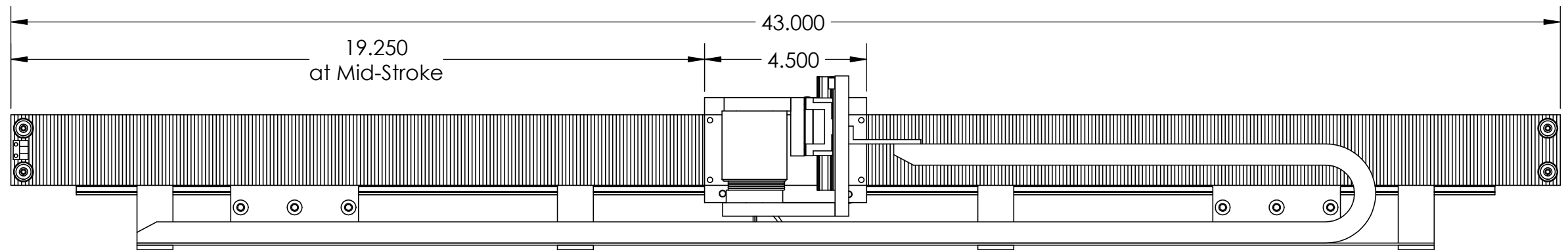
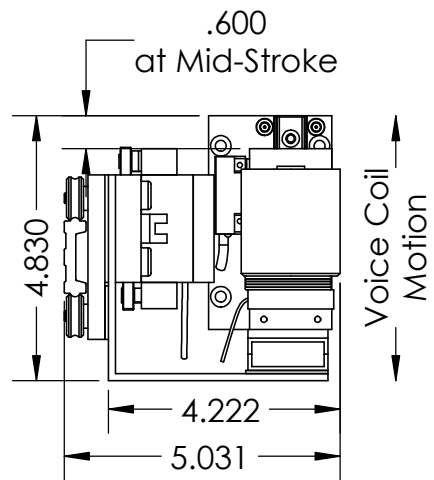
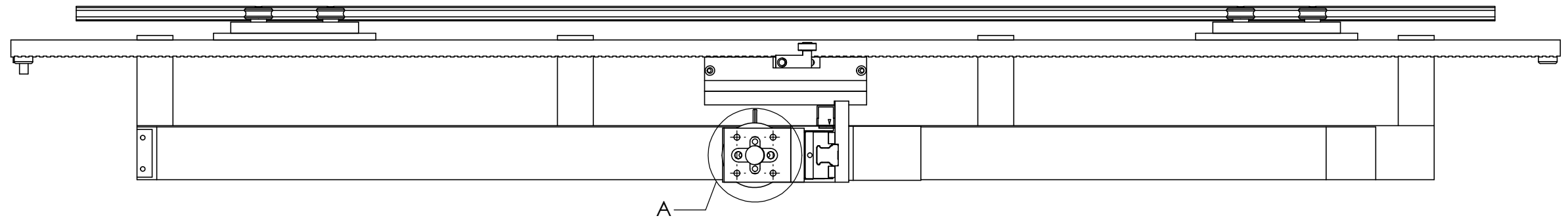
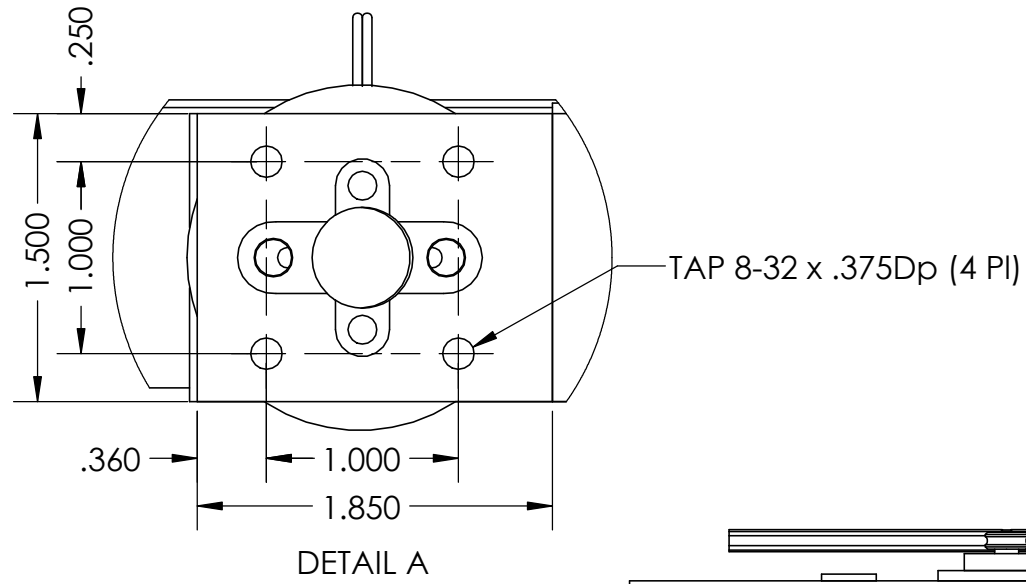


REVISION TABLE					
REV	ECN#	DESCRIPTION	REV BY	APPROVED	DATE
---	---	Original Drawing	OOG	MPW	1-15-17

Payload Mounting Holes



Redi-Rail Rollers and Rail are for illustration purposes only. Items will not be provided by H2W.



H2W Technologies, Inc.
 Santa Clarita, CA 91350 USA
 Tel: (661) 291-1620
 www.h2wtech.com

These drawings and specifications are the property of H2W Technologies, Inc. They are issued in confidence and shall not be reproduced, copied, or used without written permission from H2W Technologies, Inc.

UNLESS SPECIFIED OTHERWISE:
 All dimensions are in inches
 Standard Tolerances are as follows
 .XXX ±.005 ANGLES ±.1°
 .XX ±.010 FILLETS .010
 .X ±.020 CORNERS .010
 Remove All Burrs and Sharp Edges

**FOR
 REFERENCE
 ONLY**

MATERIAL

FINISH

TITLE

**Linear Stepper Motor/Voice Coil Positioning Stage
 XZ Positioning Stage**

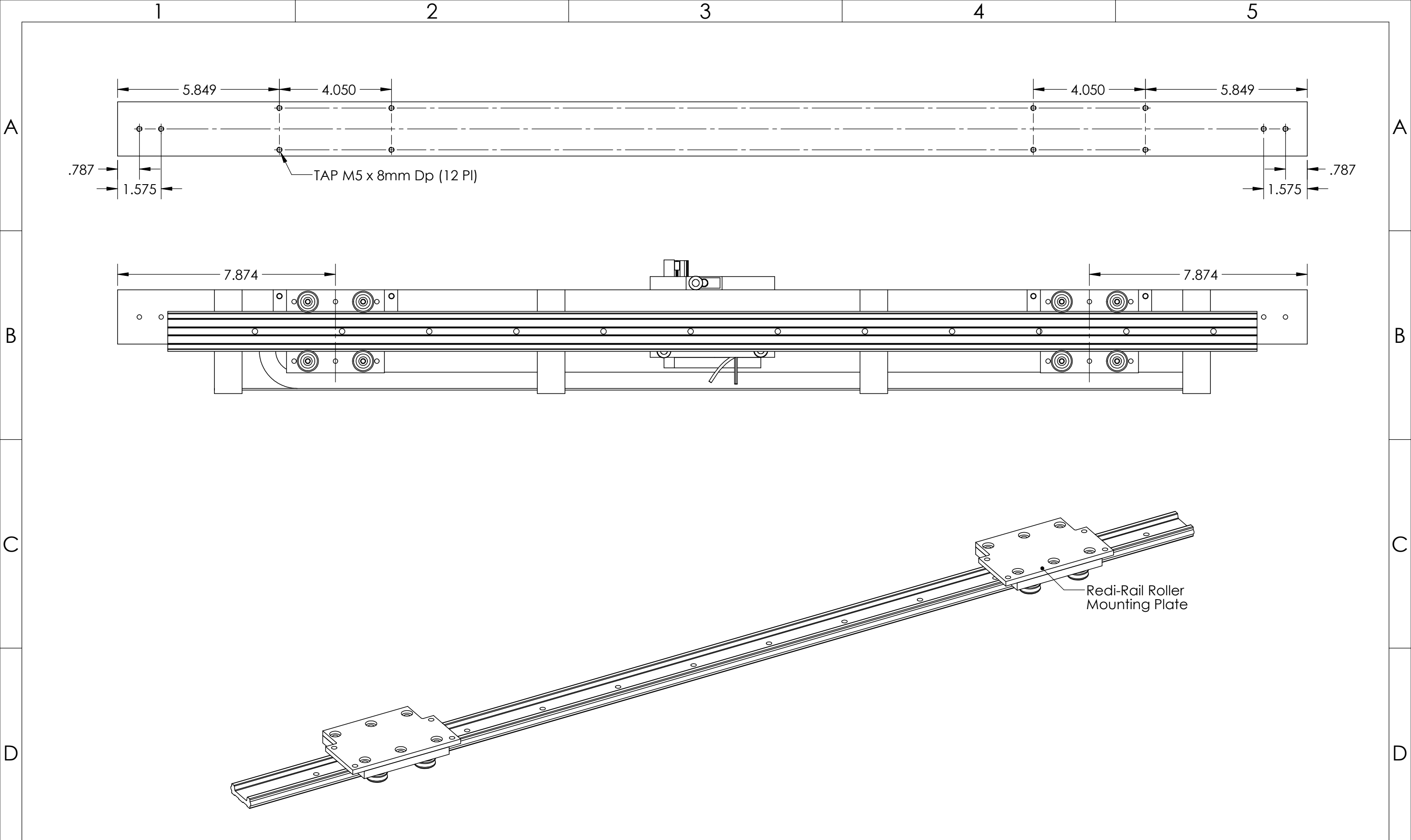
DWG #

10-0653

REV

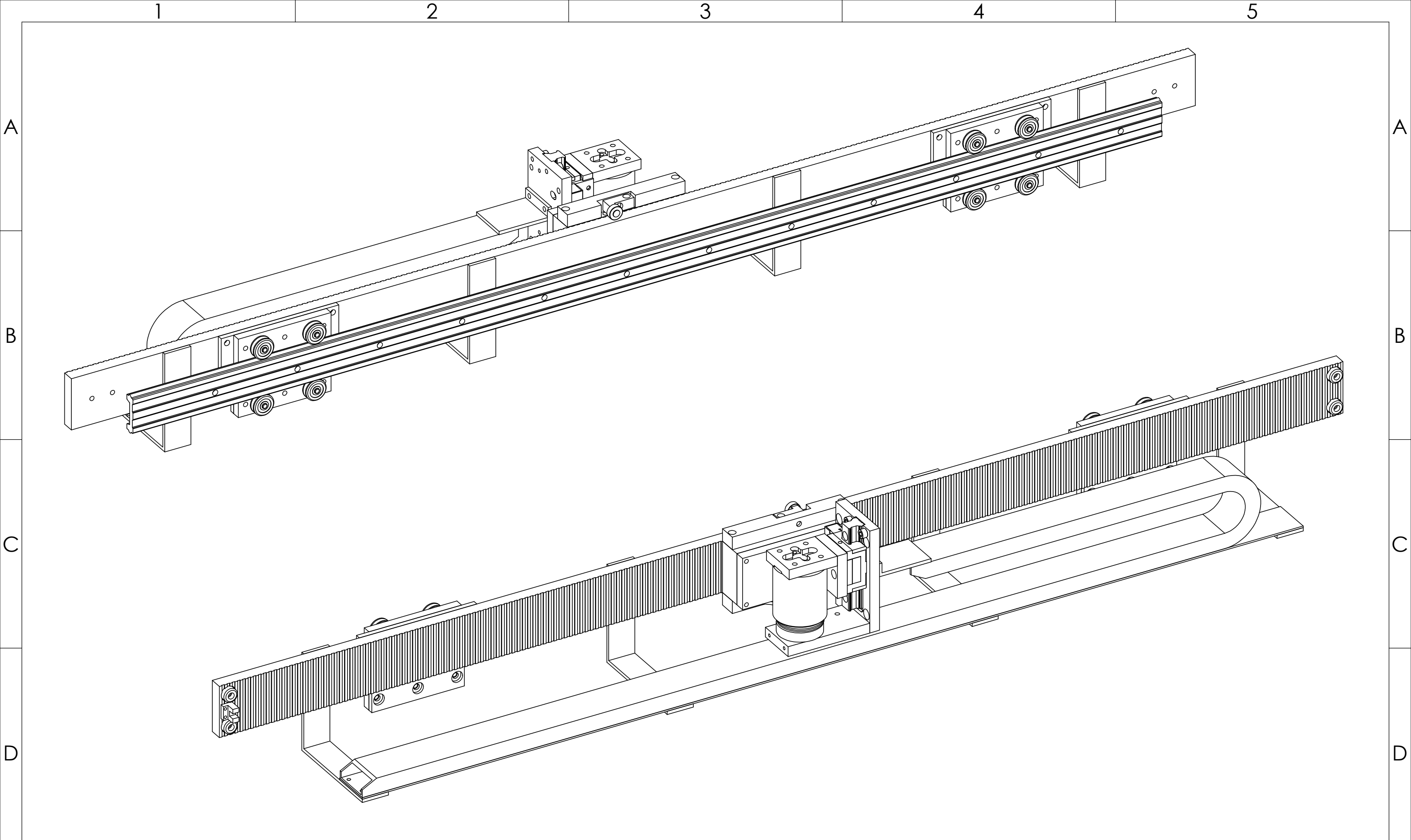
DATE
 1-15-17

SHEET
 1 of 3



Redi-Rail Rollers and Rail are for illustration purposes only. Items will not be provided by H2W.

 H2W Technologies, Inc. Santa Clarita, CA 91350 USA Tel: (661) 291-1620 www.h2wtech.com	These drawings and specifications are the property of H2W Technologies, Inc. They are issued in confidence and shall not be reproduced, copied, or used without written permission from H2W Technologies, Inc.	UNLESS SPECIFIED OTHERWISE: All dimensions are in inches Standard Tolerances are as follows .XXX ±.005 ANGLES ±.1° .XX ±.010 FILLETS .010 .X ±.020 CORNERS .010 Remove All Burrs and Sharp Edges	FOR REFERENCE ONLY	MATERIAL	TITLE	DWG #
				FINISH	Linear Stepper Motor/Voice Coil Positioning Stage XZ Positioning Stage	10-0653
						REV
						DATE
						SHEET
						2 of 3



Redi-Rail Rollers and Rail are for illustration purposes only. Items will not be provided by H2W.

	<p>H2W Technologies, Inc. Santa Clarita, CA 91350 USA Tel: (661) 291-1620 www.h2wtech.com</p>	<p>These drawings and specifications are the property of H2W Technologies, Inc. They are issued in confidence and shall not be reproduced, copied, or used without written permission from H2W Technologies, Inc.</p>	<p>UNLESS SPECIFIED OTHERWISE: All dimensions are in inches Standard Tolerances are as follows .XXX ±.005 ANGLES ±.1° .XX ±.010 FILLETS .010 .X ±.020 CORNERS .010 Remove All Burrs and Sharp Edges</p>	<p>FOR REFERENCE ONLY</p>	<p>MATERIAL</p> <p>FINISH</p>	<p>TITLE</p> <p>Linear Stepper Motor/Voice Coil Positioning Stage XZ Positioning Stage</p>	<p>DWG # 10-0653</p> <p>REV ----</p> <p>DATE 1-15-17</p>	<p>SHEET 3 of 3</p>
--	--	---	---	--	-------------------------------	--	---	----------------------------