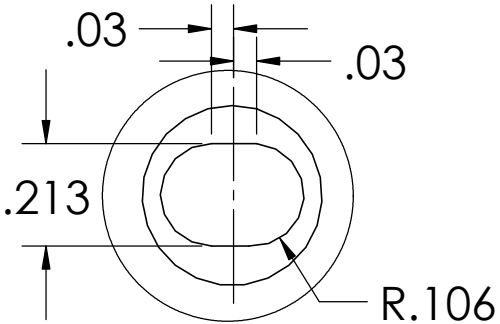
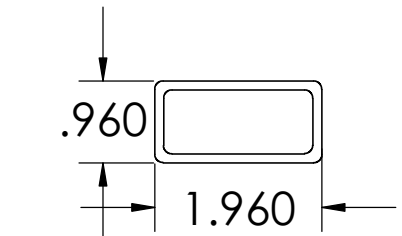
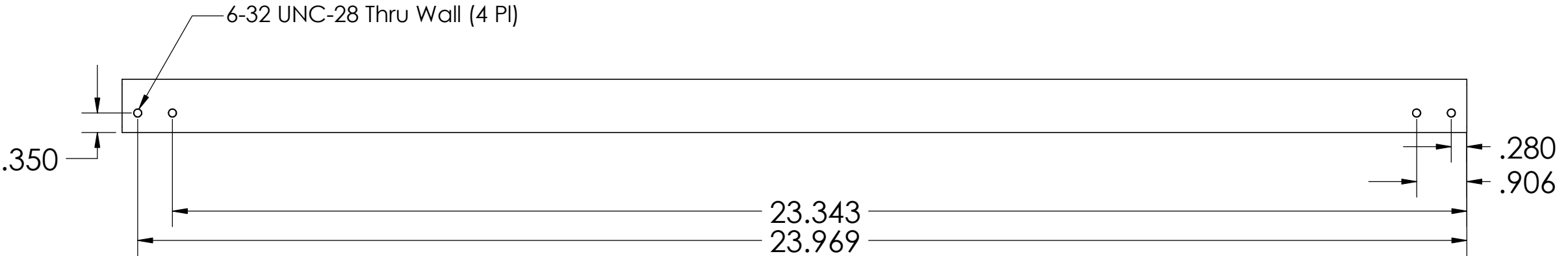
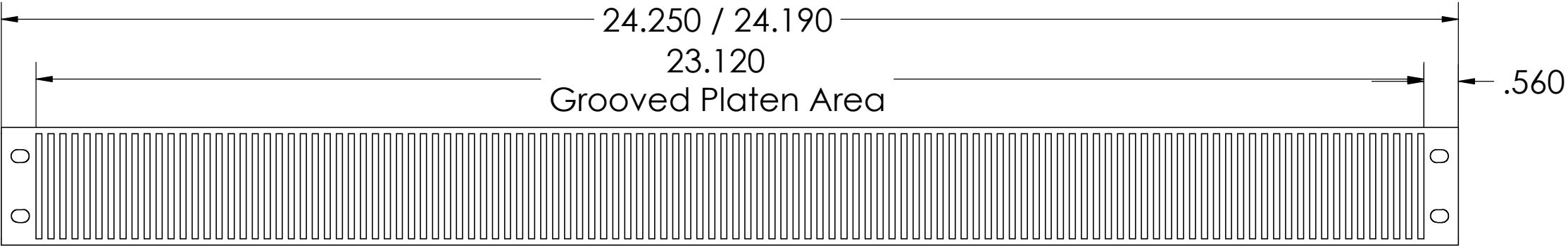
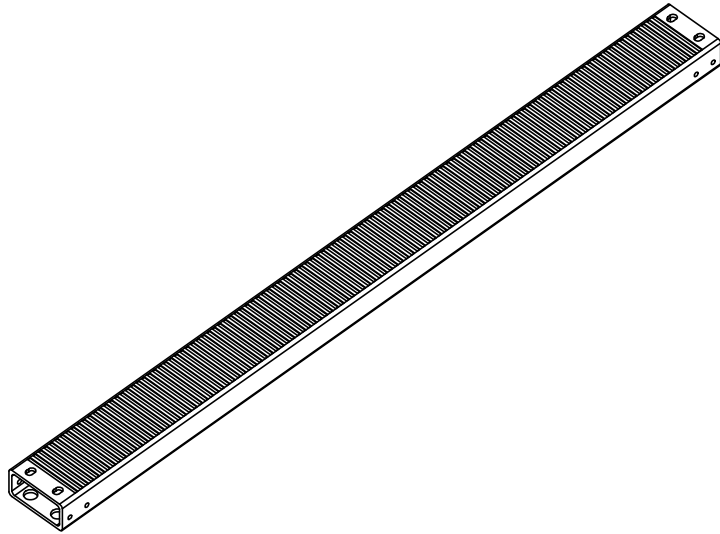
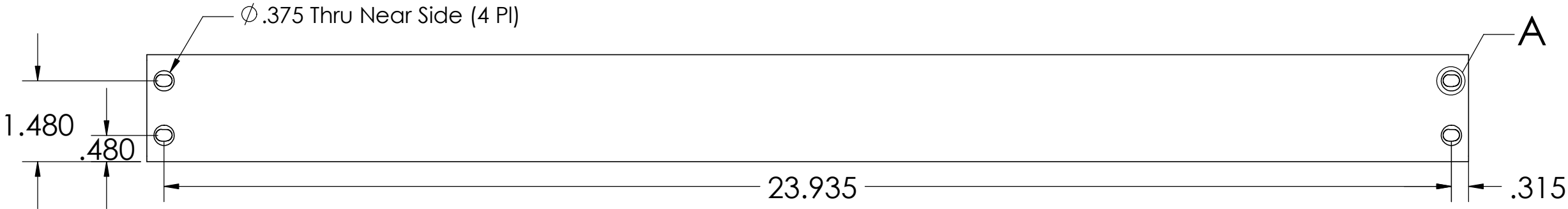


These drawings and specifications are the property of H2W Technologies, Inc. They are issued in confidence and shall not be reproduced, copied, or used without written permission from H2W Technologies, Inc.

| REVISION TABLE | | | | | |
|----------------|------|------------------|--------|----------|----------|
| REV | ECN# | DESCRIPTION | REV BY | APPROVED | DATE |
| --- | --- | Original Drawing | SDC | MPW | 03-10-15 |



DETAIL A
SCALE 2.5 : 1



| | | | | | | | | | | |
|--|--|--|--|--------------------------|--|--|--|---|--|--|
| UNLESS SPECIFIED OTHERWISE: All dimensions are in inches Standard Tolerances are as follows .XXX ±.005 ANGLES ±1° .XX ±.010 FILLETS AND .X ±.020 CORNERS .010 Remove All Burrs and Sharp Edges | | | | MATERIAL Steel Tubing | | | | TITLE Single Axis Linear Stepper Motor Platen Model #:P1294 | | |
| FINISH Electroless Nickel | | | | DRAWN SDC | | | | DWG # 10-0601 | | |
| DATE 03-10-15 | | | | APPROVED MPW | | | | REV --- | | |
| DATE 10-24-11 | | | | DATE 10-24-11 | | | | SHEET 1 of 1 | | |

