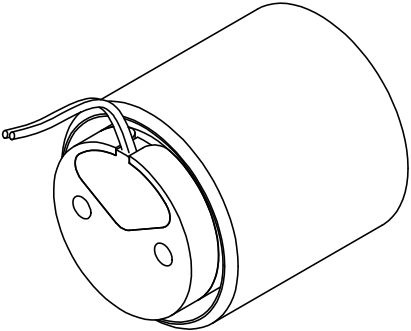
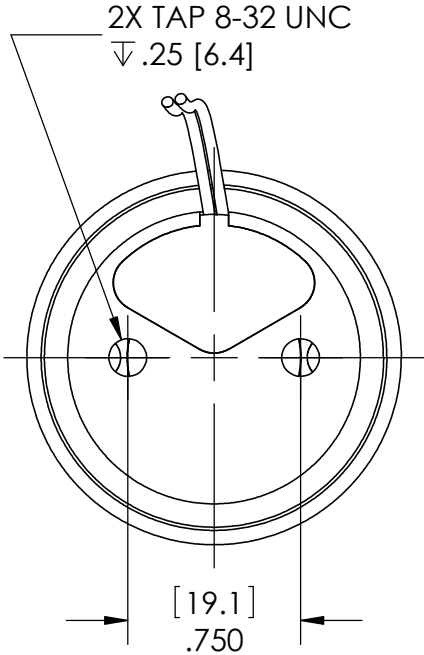
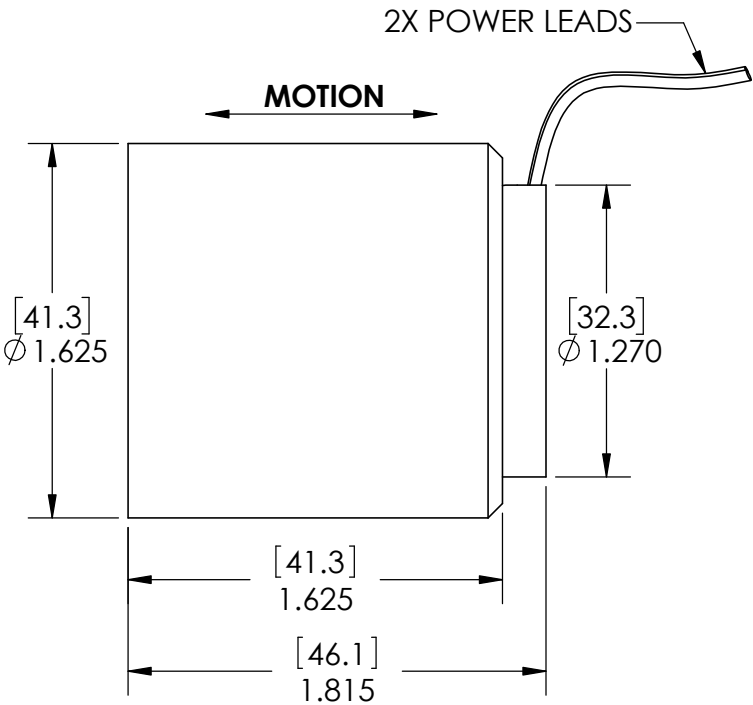
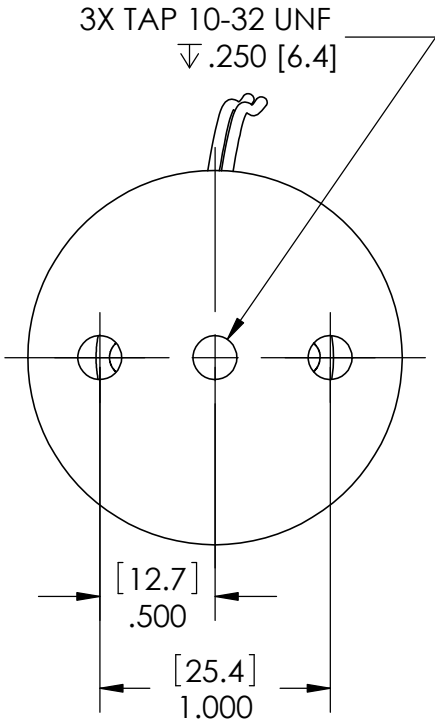


ACTUATOR SHOWN FULLY RETRACTED

REVISION TABLE					
REV	ECN#	DESCRIPTION	REV BY	APPROVED	DATE
---	---	Original Drawing	JRM	MPW	9-23-08
A	---	Added specifications sheet	JRM	MPW	9-25-08



1

2

3

4

5

A

A

B

B

C

C

D

D

MOVING COIL NON-COMM ACTUATOR SPECIFICATIONS

Motor P/N	NCC03-16-015-2R	
Stroke	0.25"	6.4 mm
Radial Clearance	0.100" per side	2.54 mm per side
Bearing Type	None Provided	
Moving Mass	2.1 oz	60 grams
Total Mass	11.3 oz	320 grams
Resistance @ 20C	4.0 ohms	
Inductance @ 20C	1.4 mH	
Electrical Time Constant	0.35 msec	
Motor Constant	0.40 LBS/SQRT(Watt)	1.78 N/SQRT(Watt)
Force Constant	0.80 LBS/Amp	3.56 N/Amp
Back EMF	0.09 V/ips	3.56 V/m/sec
Continuous Force	1.5 LBS	6.67 N
Max Power @ 100% Duty	14 Watts	
Peak Force	4.5 LBS	20.0 N
Max Power @ 10% Duty	127 Watts	



H2W Technologies, Inc.
 Santa Clarita, CA 91350 USA
 Tel: (661) 291-1620
www.h2wtech.com

These drawings and specifications are the property of H2W Technologies, Inc. They are issued in confidence and shall not be reproduced, copied, or used without written permission from H2W Technologies, Inc.

UNLESS SPECIFIED OTHERWISE:
 All dimensions are in inches
 Standard Tolerances are as follows
 .XXX ±.005 ANGLES ±.1°
 .XX ±.010 FILLETS .010
 .X ±.020 CORNERS .010
 Remove All Burrs and Sharp Edges

**FOR
 REFERENCE
 ONLY**

MATERIAL

FINISH

TITLE

Voice Coil Actuator
 Model #: NCC03-16-015-2R

DWG # **30-0796**

REV **A**

DATE 9-25-08 SHEET 2 of 2