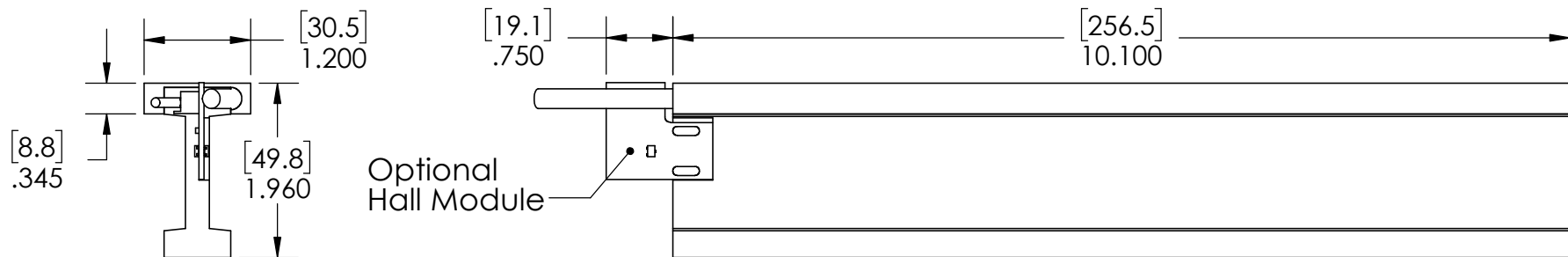
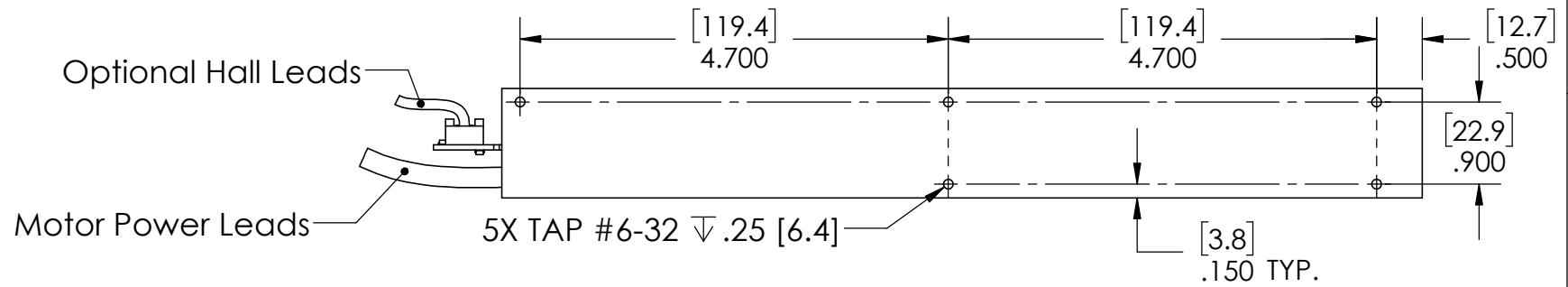


REVISION TABLE					
REV	ECN#	DESCRIPTION	REV BY	APPROVED	DATE
00	000	Original Drawing	SDC	MPW	5-12-15



STANDARD CABLE LENGTH = 1m

1

2

3

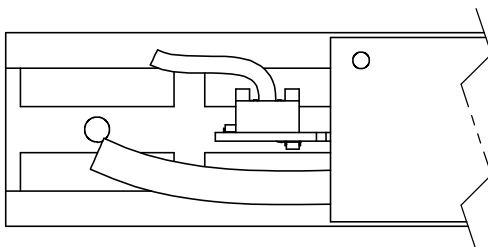
4

5

A

A

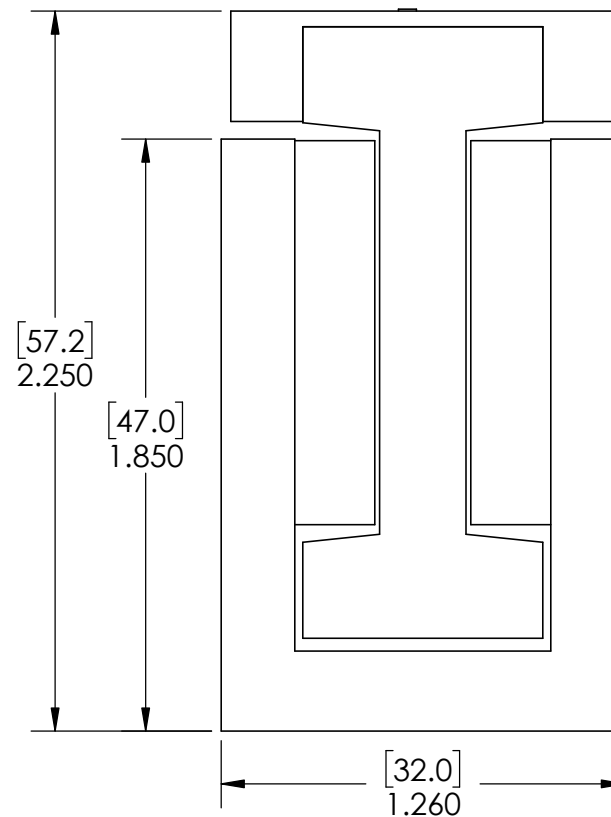
OPTIONAL HALL MODULE MUST BE IN
MAGNET TRACK FOR COMMUTATION



B

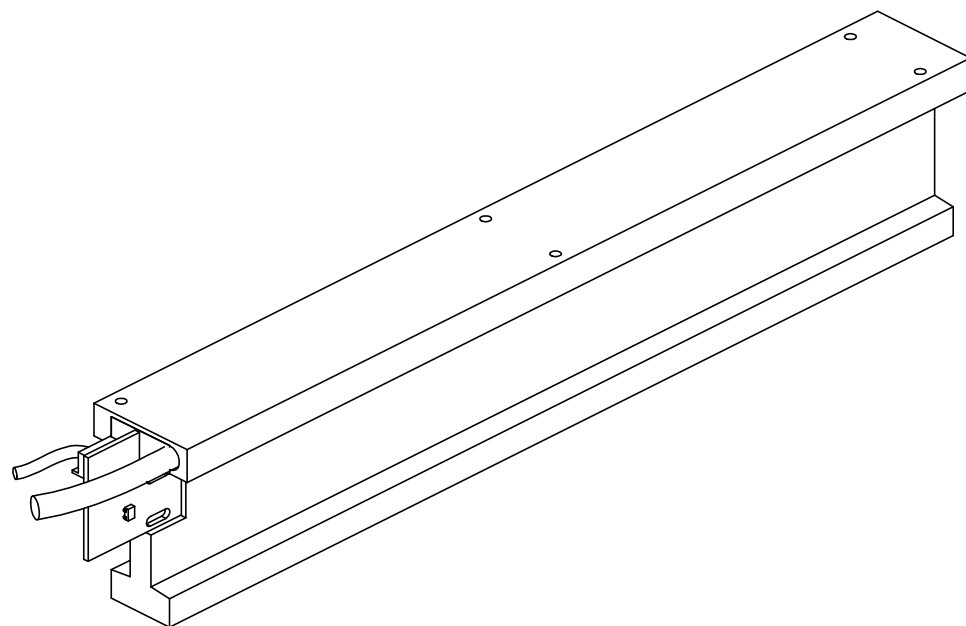
B

MOTOR COIL SHOWN
WITH MAGNET TRACK



C

C



D

D



H2W Technologies, Inc.

Santa Clarita, CA 91350 USA
Tel: (661) 291-1620

www.h2wtech.com

These drawings and specifications are the property of H2W Technologies, Inc. They are issued in confidence and shall not be reproduced, copied, or used without written permission from H2W Technologies, Inc.

UNLESS SPECIFIED OTHERWISE:
All dimensions are in inches
Standard Tolerances are as follows
.XXX ±.005 ANGLES ±.1°
.XX ±.010 FILLETS .010
.X ±.020 CORNERS .010
Remove All Burrs and Sharp Edges

**FOR
REFERENCE
ONLY**

MATERIAL

FINISH

TITLE

Ironless Motor Coil Model #:

BLDM-C08

DWG #

20-0218

REV

DATE

5-12-15

SHEET

2 of 3

1

2

3

4

5

A

A

B

B

C

C

D

D

Motor Specifications		
BLDM-C08		
General		
Continuous Force	lbs [N]	26 [115.6]
Continuous Current	Amps	1.9
Continuous Power	Watts	99
Peak Force @ 10% Duty	lbs [N]	78.2 [347]
Peak Current @ 10% Duty	Amps	5.7
Peak Power @ 10% Duty	Watts	891
Electrical		
Force Constant	lbs/Amp [N/Amp]	13.7 [60.9]
Back EMF	V/in/sec [V/m/sec]	1.55 [60.9]
Resistance	Ohms	21.1
Inductance	mH	21.2
Electrical Time Constant	msec	1
Km Motor Constant	lbs/sqW [N/sqW]	2.97 [13.3]
Mechanical		
Electrical Cycle Length	in [mm]	2.4 [60.96]
Number of Poles	8	
Coil Assembly Length		
with Hall Sensor	in [mm]	10.85 [275.6]
without Hall Sensor	in [mm]	10.1 [256.5]
Coil Assembly Weight	lbs [kg]	1.64 [0.75]
Magnet Track Weight	lbs/in [kg/m]	0.45 [8.05]

Wiring	
Motor	
Phase A	White/Red Stripe
Phase B	White
Phase C	White/Black Stripe
Ground	White/Green Stripe
Thermostat 1	Blue
Thermostat 2	Orange
Hall Effect	
Hall A	White
Hall B	Red
Hall C	Black
Hall Ground	Green
Hall Power (+5-24VDC)	Brown, Orange, Violet, Yellow



H2W Technologies, Inc.
Santa Clarita, CA 91350 USA
Tel: (661) 291-1620
www.h2wtech.com

These drawings and specifications are the property of H2W Technologies, Inc. They are issued in confidence and shall not be reproduced, copied, or used without written permission from H2W Technologies, Inc.

UNLESS SPECIFIED OTHERWISE:
All dimensions are in inches
Standard Tolerances are as follows
.XXX ±.005 ANGLES ±.1°
.XX ±.010 FILLETS .010
.X ±.020 CORNERS .010
Remove All Burrs and Sharp Edges

**FOR
REFERENCE
ONLY**

MATERIAL

FINISH

TITLE

Ironless Motor Coil Model #:
BLDM-C08

DWG # **20-0218**

REV

DATE

5-12-15

SHEET

3 of 3